

The World Famous Flare in Linear Format!



NEW!
Flare Half LR
Half Batten

Featuring Flare Q+ LED Driver and Cooling Technology™! Delivers an amazing maximum output of 58,000 Lumens – 1.4 times the brightness of the original Flare – and QUIET!

- Famous Flare brightness, colors, control
- Patent Pending Preset Yoke™ included! Innovative indexing function, adjustable in 15-degree increments
- Attachable feet available for floor mounting
- “Theatre” (effectively silent) and “Turbo” (super-bright) modes

All the Great Flare Features

BRIGHT! World famous Flare brightness. Nothing Brighter!

SATURATED COLORS! Intense, deep reds and blues. Ultra-bright greens. Brilliant camera-friendly whites.

SMOOTH! Instantaneous RGBW color mixing with 1200Hz refresh rate – Smooth on-camera dimming

VERSATILE! Pixel-map feature divides into 2, 3, 4, 6, or 12 sections for ultimate control

FLEXIBLE! 36-degree beam angle optimised for most applications. 22, 54, & 70-degree available by special order.

SAVINGS! Simultaneous color wash, strobe, and blinder in ONE fixture – Saves labor, time, space, energy, and cost



Worldwide Exclusive Distribution

Los Angeles
+1 818.899.8818

London
+44 (0)20.8574.9700

New York
+1 201.896.8600



Toronto
+1 519.538.0888

Beijing
+86 10.8492.1587

Riga
+37 16.868.8955

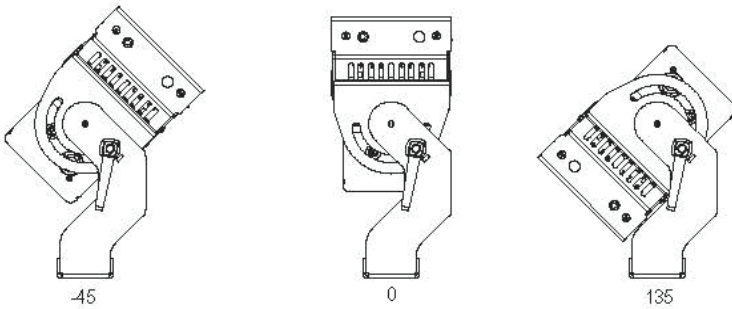

PreSet™ Yoke

Included with fixture

Automatically snaps to 15° increments from -45° to +135°

Can also be manually set to any angle in between

Patent Pending



Specifications		
Model	Flare LR Q+ 1m	Flare Half LR Q+ 0.5m
Ordering Code	SOLFLRQ1K36RY	SOLFLRQH1K36RY
Light Sources	108 CREE® XML LEDs	54 CREE® XML LEDs
Controllable "Pixels"	1, 2, 3, 4, 6, 12	1, 2, 3, 6
Beam Spread	36°	
Colors	4- R, G, B, W	
Average Color Wavelength (manufacturer rated)	Red: 625 nm	
	Green: 530 nm	
	Blue: 460 nm	
	White: >5700K	
Refresh Rate	1200 Hz	
Intensity control	16bit or 8bit	
Control	DMX512 + RDM	
AC Power	100-277 VAC Universal Input, 50/60 Hz	
Cooling	Active cooling	
Operating Temperature	-20 to +40 °C	
DMX Channels	3-56 depending on control mode	3-32 depending on control mode
DMX Connectors	In/Out - XLR5 F/M	
Max. Power Draw	1400 W	600 W
Power Connectors	In- PowerCON 20A blue	
Fixing	Adjustable yoke	
Unit Dimensions (HxWxD)	10.3 x 39.3 x 4.7 in [26.3 x 99.8 x 12 cm] with yoke	11.6 x 19.7 x 4.7 in [28 x 50 x 12 cm] with yoke
Shipping Dimensions (HxWxD)	12 x 42 x 11 in [30.5 x 106.7 x 27.9 cm]	TBD
Unit Weight	24.3 lb [11 kg]	18.3 lb [8.3 kg]
Shipping Weight	35 lb [15.9 kg]	TBD

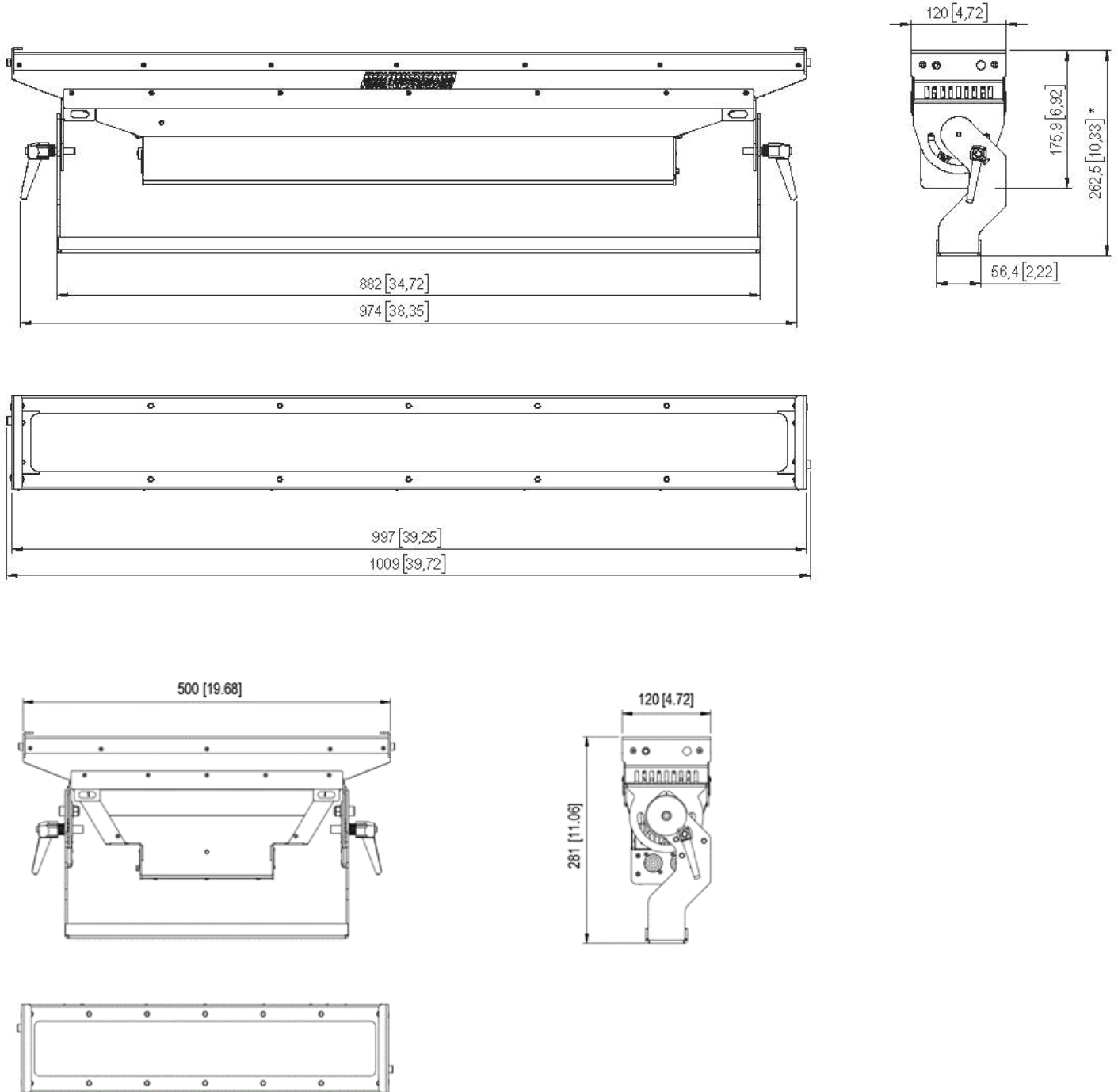
Specifications and features are subject to change without notice.

Ordering Codes	
Ordering Code	Item
SOLFLRQ1K36RY	Flare LR Q+ fixture 1m
SOLFLRQH1K36RY	Flare Half LR Q+ fixture 0.5m
SOLFLRQAFSET	Flare LR Q+ attachable feet



Optional Linear Attachable Feet available

Dimensions in mm [inch]



Los Angeles
+1 818.899.8818

London
+44 (0)20.8574.9700

New York
+1 201.896.8600

tmb
www.tmb.com

Toronto
+1 519.538.0888

Beijing
+86 10.8492.1587

Riga
+37 16.868.8955