

The World Famous Flare in Linear Format!



Featuring Flare Q+ LED Driver and Cooling Technology™! Delivers an amazing maximum output of 58,000 Lumens – 1.4 times the brightness of the original Flare – and QUIET!

- Famous Flare brightness, colours, control
- Patent Pending Preset Yoke™ included! Innovative indexing function, adjustable in 15-degree increments
- Attachable feet available for floor mounting
- “Theatre” (effectively silent) and “Turbo” (super-bright) modes

All the Great Features of Flare

BRIGHT! World famous Flare brightness. Nothing Brighter!

SATURATED COLOURS! Intense, deep reds and blues. Ultra-bright greens. Brilliant camera-friendly whites.

SMOOTH! Instantaneous RGBW colour mixing with 1200Hz refresh rate – Smooth on-camera dimming

VERSATILE! Pixel-map feature divides into 2, 3, 4, 6, or 12 sections for ultimate control

FLEXIBLE! 36-degree beam angle optimized for most applications. 22, 54, & 70-degree available by special order.

SAVINGS! Simultaneous colour wash, strobe, and blinder in ONE fixture – Saves labour, time, space, energy, and cost

Worldwide Exclusive Distribution

Specifications	
Light Sources	108 CREE® XML LEDs (divided into 12 pixels)
Beam Spread	36°
Colours	4- R, G, B, W
Average Colour Wavelength (manufacturer rated)	Red: 625 nm
	Green: 530 nm
	Blue: 460 nm
	White: >5700K
Refresh Rate	1200 Hz
Intensity control	16bit or 8bit
Control	DMX512 + RDM
AC Power	100-277 VAC Universal Input, 50/60 Hz
Cooling	Active cooling
Operating Temperature	-20°C to +40°C
DMX Channels	3-56 depending on control mode
DMX Connectors	In/Out - XLR5 F/M
Max. Power Draw	1400 W
Power Connectors	In- PowerCON 20A blue
Fixing	Adjustable yoke
Unit Dimensions (HxWxD)	6.9 x 39.3 x 4.7 in [17.5 x 99.8 x 12 cm] without yoke
Shipping Dimensions (HxWxD)	12 x 42 x 11 in [30.5 x 106.7 x 27.9 cm]
Unit Weight	24.3 lb [11 kg]
Shipping Weight	35 lb [15.9 kg]

Specifications and features are subject to change without notice.

Ordering Codes	
Ordering Code	Item
SOLFLRQ1K36RY	Flare LR Q+ fixture
SOLFLRQAFSET	Flare LR Q+ attachable feet



Optional Linear Attachable Feet available


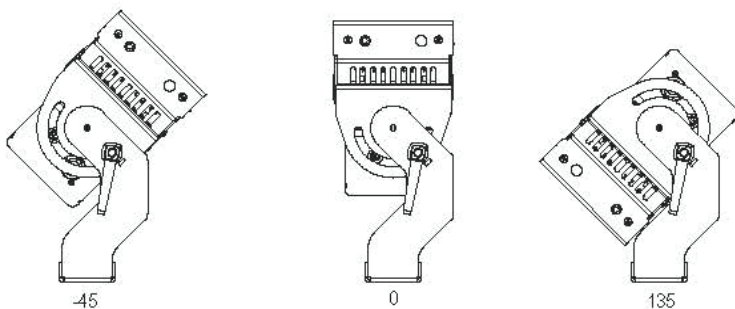
PreSet™ Yoke

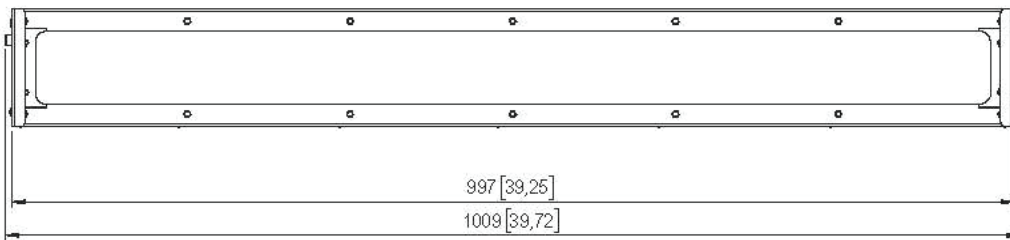
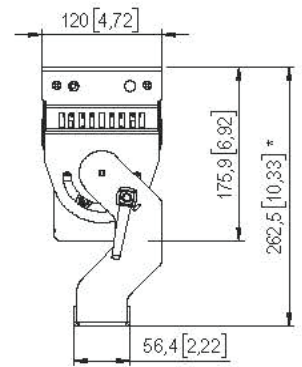
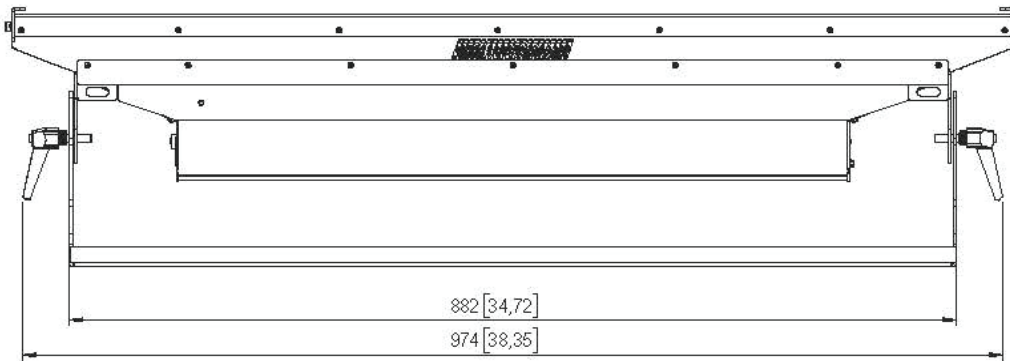
Included with fixture

Automatically snaps to 15° increments from -45° to +135°

Can also be manually set to any angle in between

Patent Pending





Dimensions in mm [inch]