



Unique, complete, fully Listed, ready-to-install, indoor or outdoor NEMA enclosure systems. All systems ship pre-assembled with ProPlex DIN Devices and/or Drives, complete with all necessary PSU(s), breakers and internal wiring.



Worldwide Exclusive Distribution

Los Angeles
+1 818.899.8818

London
+44 (0)20.8574.9700


New York
+1 201.896.8600

tmb
www.tmb.com
sales@tmb.com

Toronto
+1 519.538.0888

Beijing
+86 10.8492.1587

Riga
+37 16.868.8955



- NEMA1 and NEMA3R versions available in various sizes
- Ready-to-go, complete, packaged systems, including all internal wiring – fully Listed!
- Internal DIN rail(s) securely hold ProPlex DIN rail devices, drives, PSU's and breakers
- Barrier to separate mains voltage and low voltage components included
- Multiple power supply options available
- Includes circuit breaker for local service and easy reset from fault
- Contractor friendly mains input wiring with pass through Wago connections
- Seamless, poured-in-place gasket on 3R enclosures
- Padlock adapters and locking covers available on some models
- Custom colors, sizes and configurations also available by special order

Available Sizes

NEMA1	12x8x6
	16x16x6
NEMA3R	16x8x6
	16x16x6
	24x20x8



Los Angeles
+1 818.899.8818

London
+44 (0)20.8574.9700

New York
+1 201.896.8600

tmb
www.tmb.com
sales@tmb.com

Toronto
+1 519.538.0888

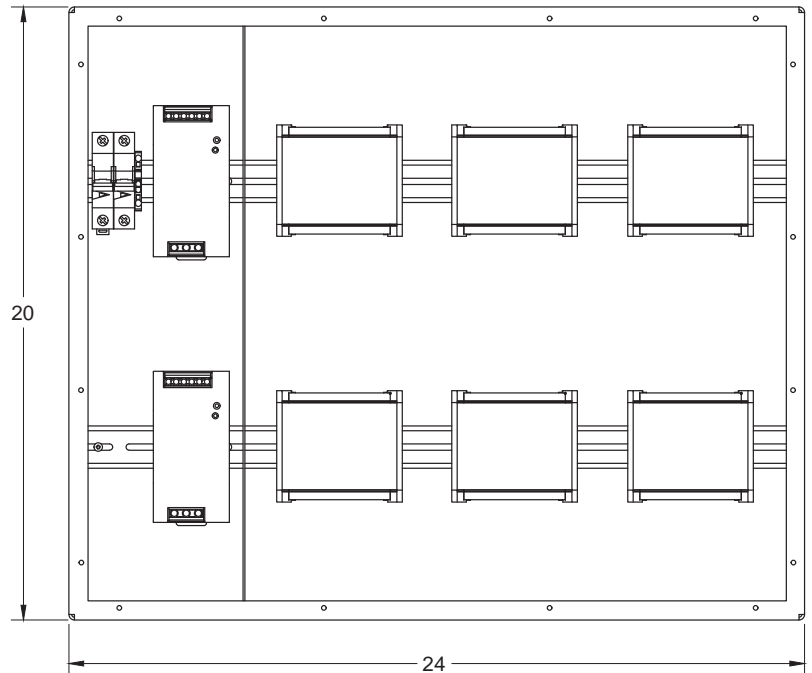
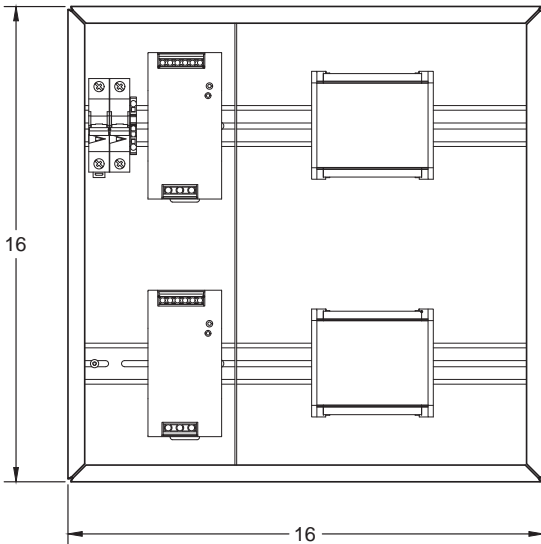
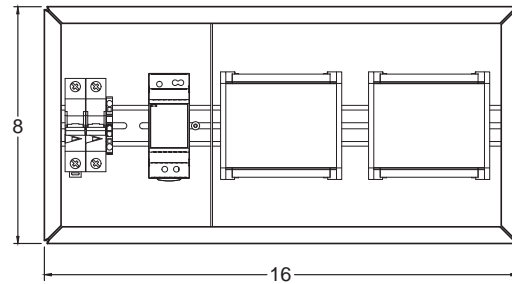
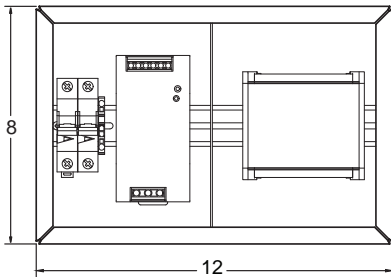
Beijing
+86 10.8492.1587

Riga
+37 16.868.8955

Allowable Number of Drives/Devices

Drives/Devices	NEMA1		NEMA3R		
	12x8x6	16x16x6	16x8x6	16x16x6	24x20x8
ProPlex DIN Devices*	1	1-5	1-2	1-5	1-6
ProPlex GBS DIN	1	1-4	1-2	1-4	1-6
ProPlex 12V FloppyDrive DIN	1	1-4	1	1-4	1-4
ProPlex 24V FloppyDrive DIN or ProPlex IMS Universe Drive DIN	1	1-2	1	1-2	1-4

* Includes: Opto-Splitter DIN DMX or RDM, IQ-4 Node DIN, 6-Track DIN, 0-10V DMX Converter.



Ordering Codes Fully Assembled with Drives/Devices

